


Your Home Your Design



MARQUEE



Although we have duplicated a variety of popular custom wood designs, the customer's only limitations are imagination and an architect's drawing table. We can construct any custom wood design imaginable, as long as the finished product can move in a vertical plane.

DEL DEN GARAGE DOORS

"Experience the Quality"

8" SQ. COLUMN W/
5/4 x 12 TRIM APPLIED
TO BASE & 3/4" COVE MLDG.
AT TOP W/ WD BRACKETS

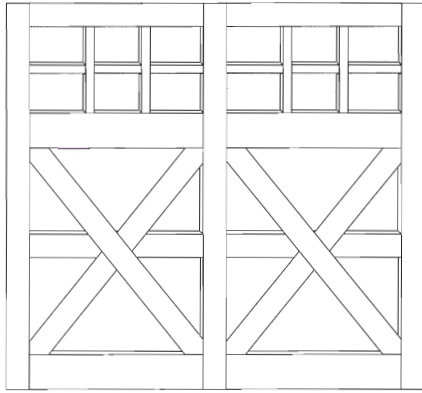
TURN DOWN EDGE OF
PORCH SLAB 8" THICK

TO BE SLOPED TO
STRUCTURES ON O
ARE APPROXIMATE


SEE PLAN SHEETS
BOTTOM OF ALL F
ABOVE FINISHED F

ALL ROOF TRUSSES
AND 2 POINT BEA

Your Home Your Design



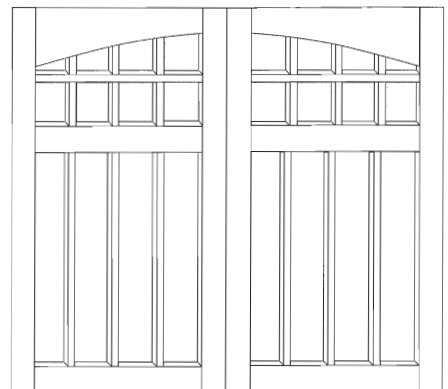
MISSOURI




MERAMEC



OSAGE



WELDON




PLATTE

- Unlike most other custom wood garage door manufacturers, Delden starts with a 1-1/4" styrene-insulated sub-panel, its interior side primed for painting. Although we also make standard stile-and-rail wood garage door frames, we elect to use this insulated panel for its strength, as well as for its value as an insulator.
- Custom door sizes are available.
- We manufacture sections in stain-grade or primed, in accordance with finish requirements.
- Delden utilizes heavy-duty hardware, hinges, rollers and track, along with extra horizontal reinforcement struts to ensure the durability and continued beauty of its Custom Wood products.
- Delden has successfully manufactured its Custom Wood product with maintenance-free simulated wood trim, reducing the amount of exterior maintenance required to keep the garage door looking brand new.
- Delden's standard wood species is *Select-grade Tight-Knot Cedar*, but any other species is available, and many have become a part of a Delden Custom Wood garage door.



Heavy-duty hardware enhances the door's integrity



*Service, Quality
& Efficiency Since 1964*

Proudly Distributed By: